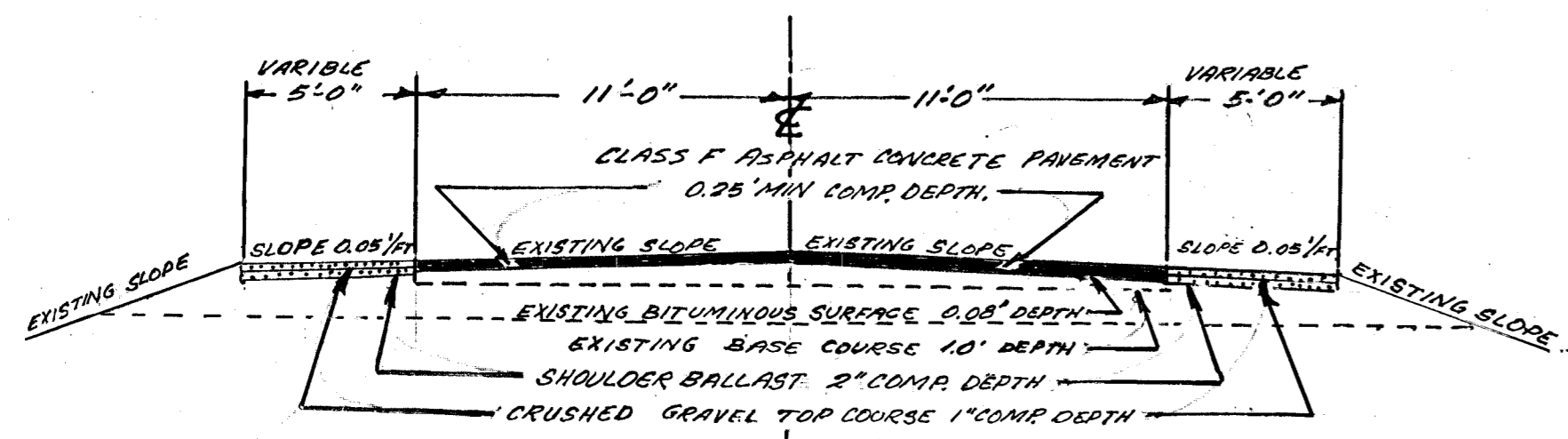


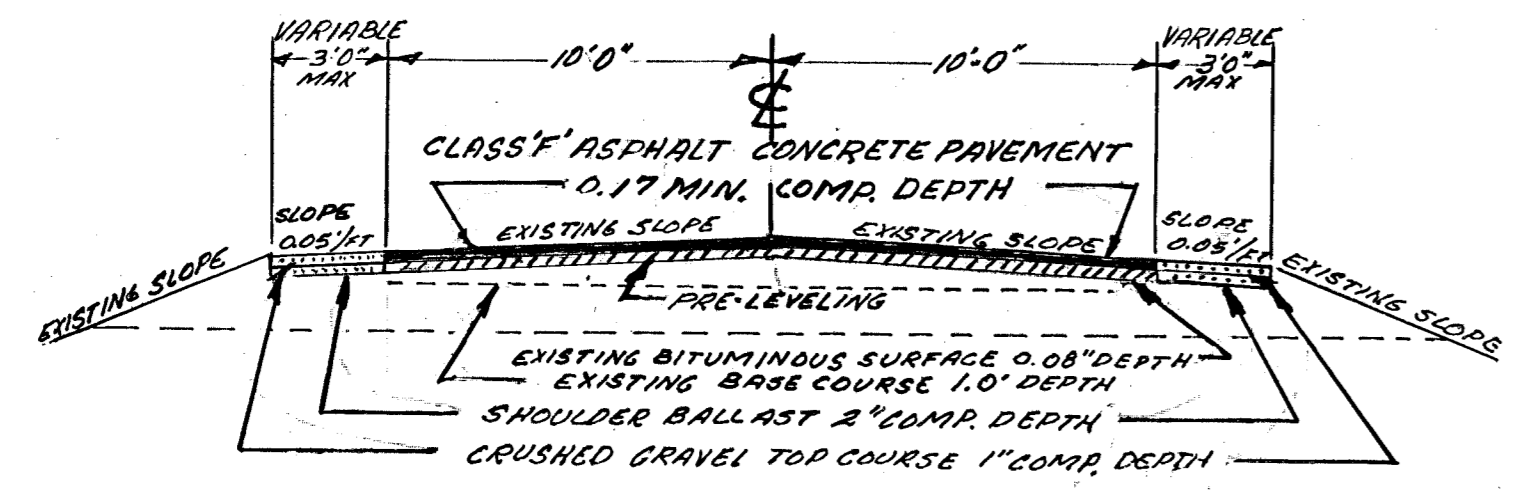
STRUCTURE NOTE

① M.P. 0.71 CONSTRUCT ON RIGHT 12 IN. CORR. METAL, BIT COATED CULVERT 60 FT. LONG WITH TYPE I CATCH BASIN.



ROADWAY SECTION "A"

M.P. 0.0 TO M.P. 6.66

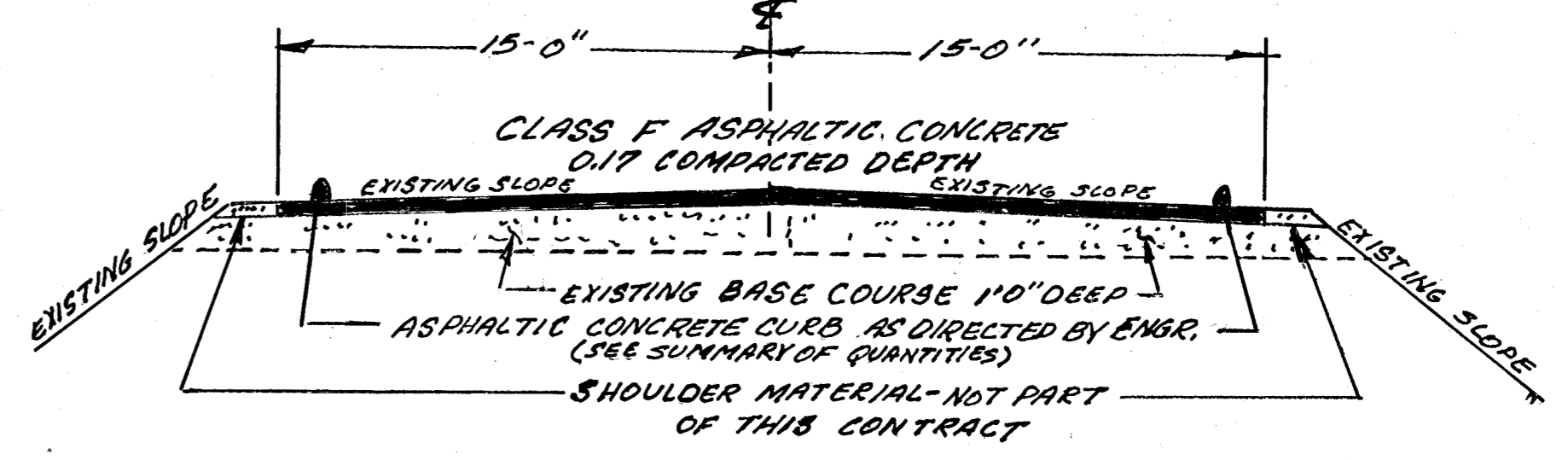
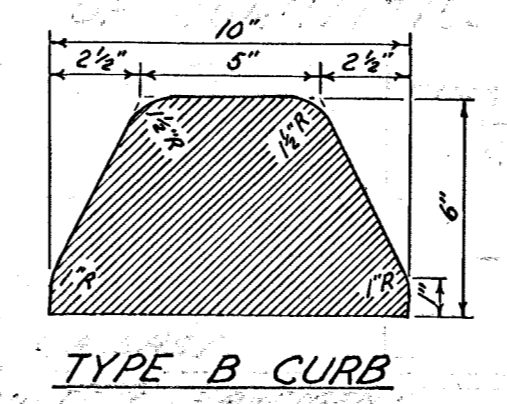


ROADWAY SECTION "B"

M.P. 8.05 TO M.P. 10.00

SUMMARY OF QUANTITIES

ITEM NO.	TOTAL QUAN.	UNIT	ITEM	FINAL QUAN.
1	50	M. GAL.	WATER	
2	2260	TON	CRUSHED SURFACING TOP COURSE	
3	4600	TON	SHOULDER BALLAST	
4	30	CUYD.	STRUCTURE EXCAVATION	
5	60	L.F.	CORRUGATED METAL CULVERT, BIT. COATED 12" DIA.	
6	1	EACH	CATCH BASIN TYPE I	
7	1000	TON	GOLD MIX DELIVERED	
8	13470	TON	ASPHALTIC CONCRETE PAVEMENT CLASS F	
9	23	TON	ASPHALT FOR TACK COAT	
10	100	L.F.	CURB, ASPHALTIC CONCRETE TYPE B	
NOTE: 1500 TONS OF ITEM 8 FOR PRE-LEVELING				



LUDLOW TO PARADISE ROAD

COUNTY RD NO. 6

M.P. 0.59 TO M.P. 0.61

± M.P. 0.71 TO M.P. 0.83

COUNTY ROAD PROJECT NO. 331


OAK BAY ROAD (CO. RD. NO. 10)

INDIAN ISLAND INTERSECTION TO BEAVER VALLEY ROAD

JEFFERSON COUNTY, WN.

CO. RD. NO. 6

LUDLOW TO PARADISE ROAD



Edwin A. Becker

COUNTY ENGINEER

APPROVED: March 17, 1971

Chairman, Board of County Commissioners

940407

10

16 Jan 1971

1971